



Xitanium

LED driver



## Datasheet

### Xitanium LED drivers – linear LV isolated Class I

Xitanium 40W 0.3/0.35A 115V 230V

#### Optimizing Performance

Xitanium LED drivers are designed to operate LED solutions for general lighting applications such as linear lighting in offices, public buildings as well as industrial and retail environments. Xitanium LED drivers with single current output offer industry leading performance and reliability at optimized cost. They are ideal for high volume applications while delivering to specific requirements. These drivers offer the same level of performance as Xitanium adjustable-current linear drivers to ensure high quality of light but, with a specific current setting. In addition, the isolated drivers offer ease of design-in and simpler approbation process.

Xitanium LED drivers are based on Philips experience and knowledge from conventional fluorescent technology. The reliability of the LED solution is further enhanced by specific features that protect the connected LED module, such as reduced ripple current.

#### Benefits

- High reliability underpinned by 5 year warranty
- Assurance of camera and scanner -friendly performance
- Optimized performance at specific output current setting
- Enable simple approbation process to luminaires

#### Features

- Low output current tolerance
- Long lifetime 50,000 hours lifetime at Tc max 75°C
- Low ripple output current (4%)

#### Application

- Offices and industry
- For luminaires of protection Class I

## Electrical input data

Specification item	Value	Unit	Condition
Rated input voltage range	220...240	V <sub>ac</sub>	Performance range
Rated input voltage	230	V <sub>ac</sub>	
Rated input frequency range	50...60	Hz	Performance range
Rated input current	0.22	A	@ rated output power @ rated input voltage
Rated input power	45	W	@ 230V @ Full load
Power factor	0.9		@ 230V @ Full load
Total harmonic distortion	15	%	@ 230V @ Full load
Efficiency	87	%	@ 230V @ Full load
Input voltage AC range	202...254	V <sub>ac</sub>	Operational range
Input frequency AC range	47.5...63	Hz	Operational range
Isolation input to output	SELV		

## Electrical output data

Specification item	Value	Unit	Condition
Regulation method	Constant Current		
Output voltage	70...115	V <sub>dc</sub>	
Output voltage max.	120	V	Peak voltage at open load
Output current	0.3 - 0.35	A	Selected by dip-switch
Output current tolerance	± 5	%	
Output current ripple LF	≤ 4	%	Ripple = peak / average
Output current ripple HF	≤ 4	%	
Output power	21...40	W	

## Electrical data controls input

Specification item	Value	Unit	Condition
Control method	Fixed		

## Logistical data

Specification item	Value
Product name	Xitanium 40W 0.3/0.35A 115V 230V
Order code	8718699657864
Logistic code 12NC	9290 014 87706
EAN3	8718699657871
Pieces per box	50

## Wiring & Connections

Specification item	Value	Unit	Condition
Input wire cross-section	0.2...1.5	mm <sup>2</sup>	WAGO250 (3.5 mm), solid / stranded wire
	16...24	AWG	WAGO250 (3.5 mm), solid / stranded wire
Input wire strip length	8.5...9.5	mm	
Output wire cross-section	0.2...1.5	mm <sup>2</sup>	WAGO250 (3.5 mm), solid / stranded wire
	16...24	AWG	WAGO250 (3.5 mm), solid / stranded wire
Output wire strip length	8.5...9.5	mm	
Maximum cable length	600	mm	Total length of wiring including LED module, one way




## Insulation

Insulation	Input	Output
Input		SELV
Output	SELV	

## Dimensions and weight

Specification item	Value	Unit	Condition
Length (A1)	211.5	mm	
Width (B1)	40	mm	
Height (C1)	30	mm	
Fixing hole diameter (D1)	4.2	mm	
Fixing hole distance (A2)	198	mm	
Weight	120	gram	



## Operational temperatures and humidity

Specification item	Value	Unit	Condition
Ambient temperature	-20...+50	°C	Higher ambient temperature allowed as long as Tcase-max is not exceeded.
Tcase-max	75	°C	Maximum temperature measured at T <sub>case</sub> -point
Tcase-life	75	°C	Measured at T <sub>case</sub> -point
Maximum housing temperature	110	°C	In case of a failure
Relative humidity	10...90	%	Non-condensing

## Storage temperature and humidity

Specification item	Value	Unit	Condition
Ambient temperature	-25...+85	°C	
Relative humidity	5...95	%	Non-condensing

## Lifetime

Specification item	Value	Unit	Condition
Driver lifetime	50,000	hours	Measured temperature at T <sub>case</sub> -point is T <sub>case</sub> -life. Maximum failures = 10%

## Programmable features

Specification item	Value	Remark	Condition
Set output current (AOC)		See Design-in guide.	Default output current: = 350 mA
LED module temperature derating (MTP)	No		
Constant Lumen Over Lifetime (CLO)	No		
DC emergency dimming (DCemDIM)	No		
Corridor mode	No		
Energy metering	No		
Diagnostics	No		

## Features

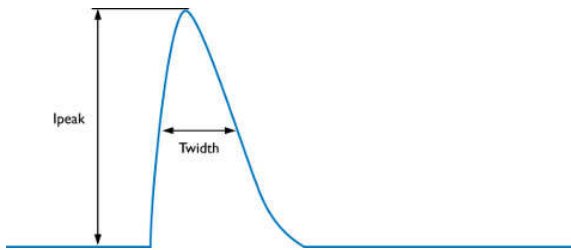
Specification item	Value	Remark	Condition
Open load protection	Yes		
Short circuit protection	Yes		Automatic recovering
Over power protection	No		
Hot wiring	No		
Suitable for fixtures with protection class	I		per IEC60598

## Certificates and standards

Specification item	Value
Approval marks	CE / EAC / ENEC
Ingress Protection classification (IP)	20

## Inrush current

Specification item	Value	Unit	Condition
Inrush current $I_{peak}$	17	A	Input voltage 230V
Inrush current $T_{width}$	270	$\mu s$	Input voltage 230V, measured at 50% $I_{peak}$
Drivers / MCB 16A type B	$\leq 30$	pcs	Indicative value



MCB	Rating	Relative number of LED drivers
B	4A	25%
B	6A	40%
B	10A	63%
B	13A	81%
B	16A	100% (stated in datasheet)
B	20A	125%
B	25A	156%
B	32A	200%
B	40A	250%
C	4A	42%
C	6A	63%
C	10A	104%
C	13A	135%
C	16A	170%
C	20A	208%
C	25A	260%
C	32A	340%
C	40A	415%

## Driver touch current / protective conductor current

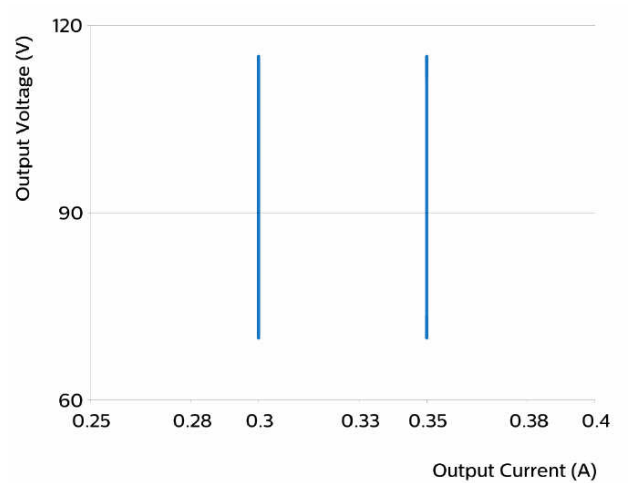
Specification item	Value	Unit	Condition
Typical protective conductor current (ins. Class I)	0.7	mA rms	Acc. IEC61347-1. LED module contribution not included

## Surge immunity

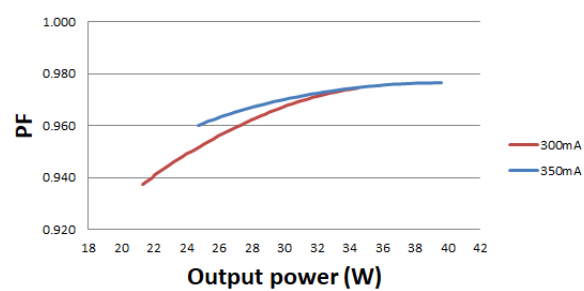
Specification item	Value	Unit	Condition
Mains surge immunity (diff. mode)	1	kV	L-N Acc. IEC61000-4-5. 2 Ohm, 1.2/50us, 8/20us
Mains surge immunity (comm. mode)	2	kV	L/N - PE Acc. IEC61000-4-5. 12 Ohm, 1.2/50us, 8/20us

Graphs

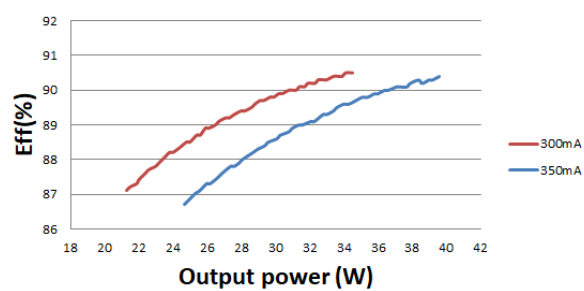
Operating window



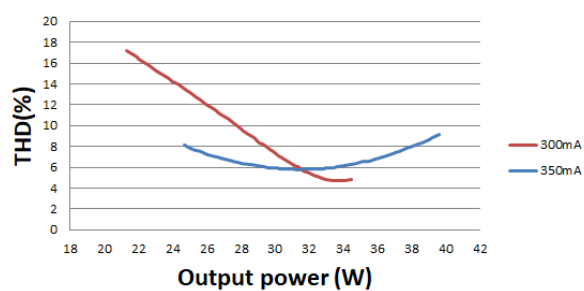
Power factor versus output power



Efficiency versus output power



THD versus output power





©2019 Signify Holding, IBRS 10461, 5600 VB, NL. All rights reserved.

The information provided herein is subject to change without notice. Signify does not give any representation or warranty as to the accuracy or completeness of the information included herein and shall not be liable for any action in reliance thereon. The information presented in this document is not intended as any commercial offer and does not form part of any quotation or contract, unless otherwise agreed by Signify.

Philips and the Philips Shield Emblem are registered trademarks of Koninklijke Philips N.V. All other trademarks are owned by Signify Holding or their respective owners.

Date of release: January 24, 2019 v4

[www.philips.com/oem](http://www.philips.com/oem)