


**FEATURES**

- 1 Form A Contact
- SIP Terminal
- Application for Fax Modem, Telecommunication Security Alarm System
- UL File No. E147052



**COIL RATING (at 20 °C)**

Nominal Voltage (VDC)	Coil Resistance ( $\Omega \pm 10\%$ )	Nominal Current (mA)	Pick-Up Voltage (VDC)	Drop-Out Voltage (VDC)	Maximum Allowable Voltage (VDC)	Power Consumption (mW)
5	500	10.0	3.75	0.6	15	50
12	1000	12.0	9.0	1.44	30	144
24	2000	12.0	18.0	2.88	40	288

**ORDERING INFORMATION**

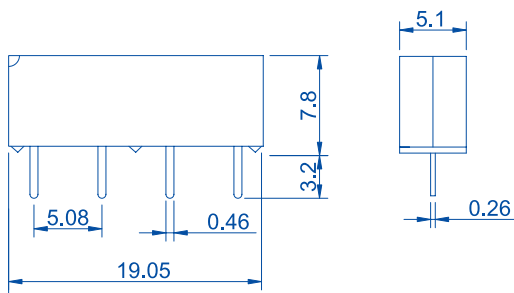
**BRS-1A05-D**

Coil Voltage	Option
See Coil Rating	Nil:Standard D:With Diode

## ■ SPECIFICATIONS

<b>Contact Arrangement</b>		1 Form A
<b>Contact Material</b>		Ru / Rh
<b>Contact Resistance</b>		Max. 150mΩ (initial)
<b>Contact Rating (at Resistive Load)</b>	<b>Max. Switching Voltage</b>	100VDC
	<b>Max. Switching Current</b>	0.5A
	<b>Max. Switching Power</b>	10W (DC) / 10VA (AC)
	<b>Max. Carrying Current</b>	1A
<b>Dielectric Strength</b>		
<b>Between Coil &amp; Contact</b>		1400 VDC ( 1 minute )
<b>Between Contacts</b>		250VDC ( 1 minute )
<b>Operate Time</b>		Max. 1.0m Sec.
<b>Release Time</b>		Max. 0.5m Sec.
<b>Ambient Temperature</b>		-40 °C~+85 °C
<b>Insulation Resistance</b>		Min. 100MΩ at 500VDC
<b>Vibration Resistance</b>		1.5mm D.A. 10-55HZ
<b>Shock</b>	<b>Functional</b>	20G
	<b>Destruction</b>	100G
<b>Mechanical Life</b>		1 x 10 <sup>8</sup> operations (at no load)
<b>Electrical Life</b>		1 x 10 <sup>6</sup> operations ( at rated load)
<b>Weight</b>		Approx. 1.5g

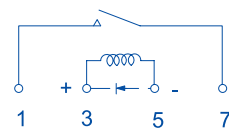
### DIMENSIONS(mm)



General Tolerance  $\pm 0.3$

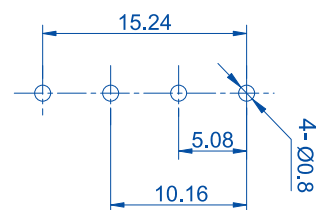
### WIRING DIAGRAM

(Bottom View)



### PC board pattern(mm)

(Bottom View)



General Tolerance  $\pm 0.1$