

# 11DQ03 - 11DQ10

**PRV : 30 - 100 Volts**  
**I<sub>o</sub> : 1.1 Ampere**

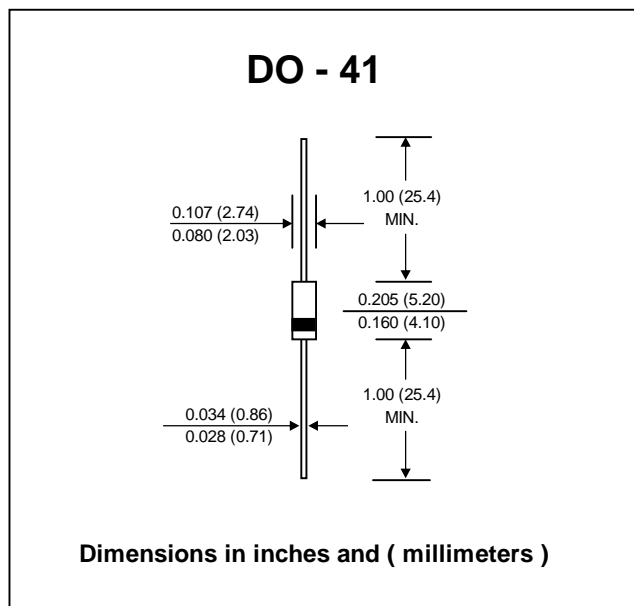
### FEATURES :

- \* High current capability
- \* High surge current capability
- \* High reliability
- \* High efficiency
- \* Low power loss
- \* Low forward voltage drop
- \* Low cost
- \* Pb / RoHS Free

### MECHANICAL DATA :

- \* Case : DO-41 Molded plastic
- \* Epoxy : UL94V-O rate flame retardant
- \* Lead : Axial lead solderable per MIL-STD-202, Method 208 guaranteed
- \* Polarity : Color band denotes cathode end
- \* Mounting position : Any
- \* Weight : 0.339 gram

## SCHOTTKY BARRIER RECTIFIER DIODES



### MAXIMUM RATINGS AND ELECTRICAL CHARACTERISTICS

Rating at 25 °C ambient temperature unless otherwise specified.  
 Single phase, half wave, 60 Hz, resistive or inductive load.  
 For capacitive load, derate current by 20%.

RATING	SYMBOL	11DQ 03	11DQ 04	11DQ 05	11DQ 06	11DQ 09	11DQ 10	UNIT
Maximum Recurrent Peak Reverse Voltage	V <sub>RRM</sub>	30	40	50	60	90	100	V
Maximum RMS Voltage	V <sub>RMS</sub>	21	28	35	42	63	70	V
Maximum DC Blocking Voltage	V <sub>DC</sub>	30	40	50	60	90	100	V
Maximum Average Forward Current at Ambient Temperature	I <sub>F(AV)</sub>	1.1						A
	T <sub>a</sub>	58		40		25		°C
Maximum Peak Forward Surge Current single half sine wave superimposed on rated load	I <sub>FSM</sub>	42		26		42		A
Maximum Forward Voltage at I <sub>F</sub> = 1.1 A	V <sub>F</sub>	0.52		0.56		0.74		V
Maximum Reverse Current at Rated DC Blocking Voltage T <sub>J</sub> = 125 °C	I <sub>R</sub>	6		11		6		mA
Junction Temperature Range	T <sub>J</sub>	- 40 to + 125						°C
Storage Temperature Range	T <sub>STG</sub>	- 65 to + 150						°C

## RATING AND CHARACTERISTIC CURVES ( 11DQ03 - 11DQ10 )

FIG.1 - FORWARD CURRENT DERATING CURVE

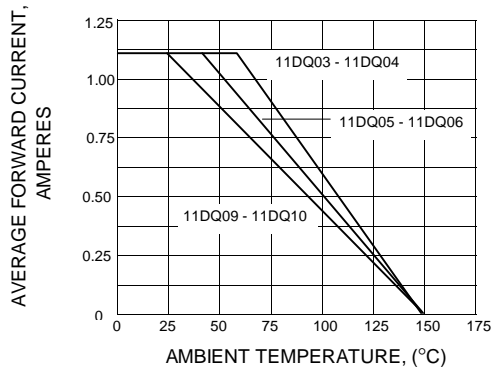


FIG.2 - MAXIMUM FORWARD SURGE CURRENT

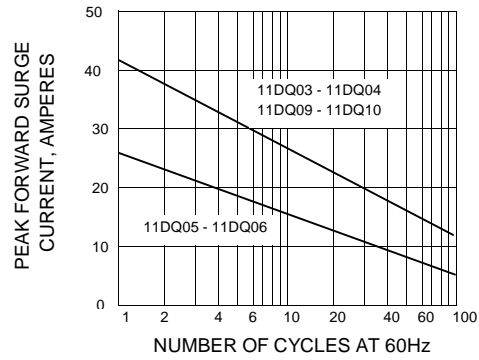


FIG.3 - TYPICAL FORWARD CHARACTERISTICS

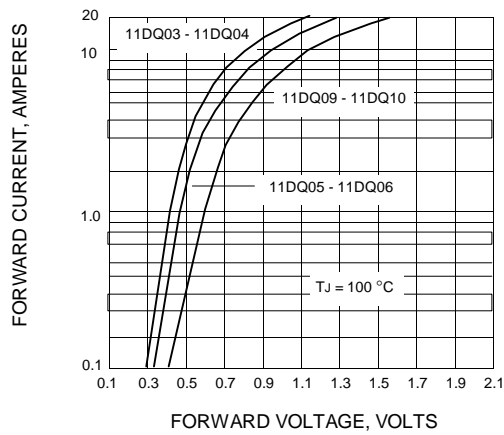


FIG.4 - TYPICAL REVERSE CHARACTERISTICS

