

BA56-11EWA/GWA/YWA/SRWA
 BC56-11EWA/GWA/YWA/SRWA
 BA56-12EWA/GWA/YWA/SRWA
 BC56-12EWA/GWA/YWA/SRWA
 BA56-13EWA/GWA/YWA/SRWA
 BC56-13EWA/GWA/YWA/SRWA

Features

- 0.56 INCH DIGIT HEIGHT.
- LOW CURRENT OPERATION.
- EXCELLENT CHARACTER APPEARANCE.
- EASY MOUNTING ON P.C. BOARDS OR SOCKETS.
- I.C. COMPATIBLE.
- CATEGORIZED FOR LUMINOUS INTENSITY, YELLOW AND GREEN CATEGORIZED FOR COLOR.
- MECHANICALLY RUGGED.
- STANDARD : GRAY FACE, WHITE SEGMENT.

Description

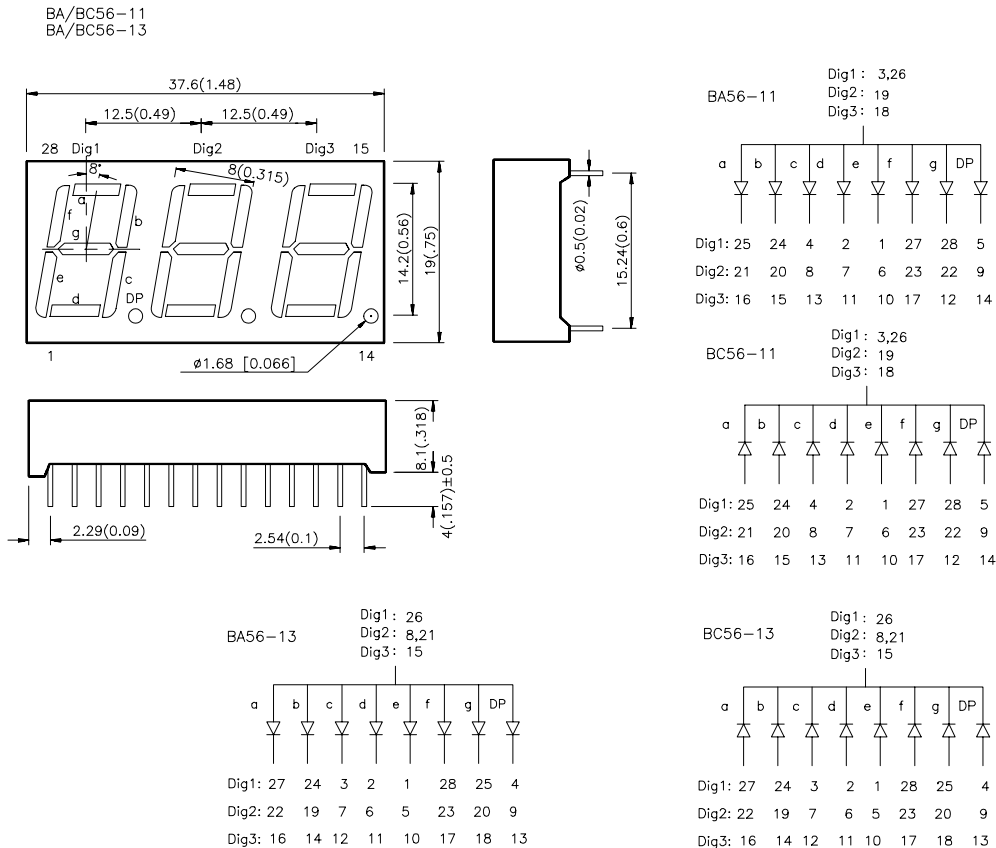
The High Efficiency Red source color devices are made with Gallium Arsenide Phosphide on Gallium Phosphide Orange Light Emitting Diode.

The Green source color devices are made with Gallium Phosphide Green Light Emitting Diode.

The Yellow source color devices are made with Gallium Arsenide Phosphide on Gallium Phosphide Yellow Light Emitting Diode.

The Super Bright Red source color devices are made with Gallium Aluminum Arsenide Red Light Emitting Diode.

Package Dimensions & Internal Circuit Diagram

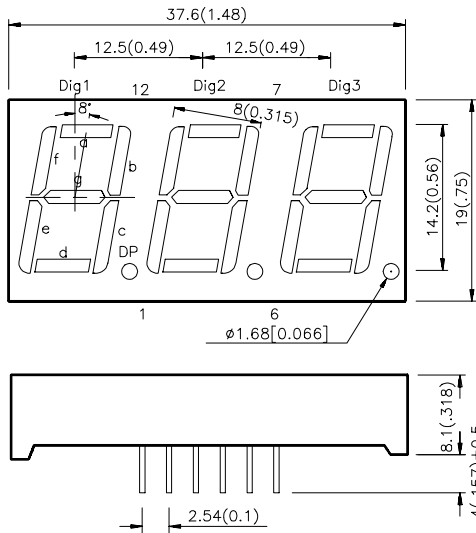


Notes:

1. All dimensions are in millimeters (inches), Tolerance is $\pm 0.25(0.01)$ unless otherwise noted.
2. Specifications are subject to change without notice.

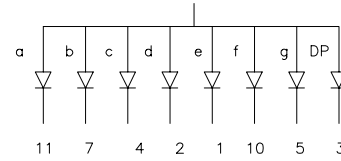
Package Dimensions & Internal Circuit Diagram

BA/BC56-12



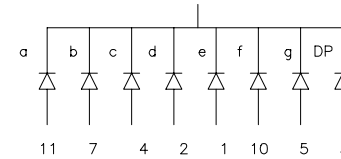
BA56-12

Dig1 : 12
Dig2 : g
Dig3 : 8



BC56-12

Dig1 : 12
Dig2 : g
Dig3 : 8



Notes:

1. All dimensions are in millimeters (inches), Tolerance is $\pm 0.25(0.01)$ unless otherwise noted.
2. Specifications are subject to change without notice.

Selection Guide

| Part No. | Dice | Iv (ucd) @ 10 mA | | Description |
|---|---------------------------------|---------------------|-------|----------------------------------|
| | | Min. | Typ. | |
| BA56-11EWA BA56-12EWA BA56-13EWA | HIGH EFFICIENCY RED (GaAsP/GaP) | 1900 | 6400 | Common Anode, Rt. Hand Decimal |
| BC56-11EWA BC56-12EWA BC56-13EWA | | | | Common Cathode, Rt. Hand Decimal |
| BA56-11GWA BA56-12GWA BA56-13GWA | GREEN (GaP) | 3000 | 10500 | Common Anode, Rt. Hand Decimal |
| BC56-11GWA BC56-12GWA BC56-13GWA | | | | Common Cathode, Rt. Hand Decimal |
| BA56-11YWA BA56-12YWA BA56-13YWA | YELLOW (GaAsP/GaP) | 1900 | 4700 | Common Anode, Rt. Hand Decimal |
| BC56-11YWA BC56-12YWA BC56-13YWA | | | | Common Cathode, Rt. Hand Decimal |
| BA56-11SRWA BA56-12SRWA BA56-13SRWA | SUPER BRIGHT RED (GaAlAs) | 8000 | 24000 | Common Anode, Rt. Hand Decimal |
| BC56-11SRWA BC56-12SRWA BC56-13SRWA | | | | Common Cathode, Rt. Hand Decimal |

Electrical / Optical Characteristics at T_A=25°C

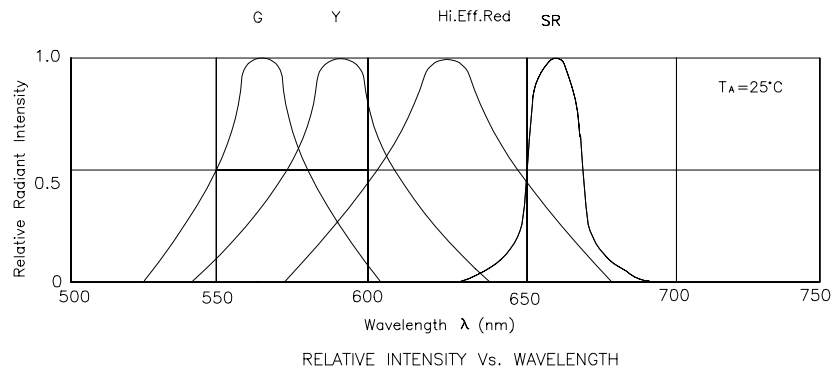
| Symbol | Parameter | Device | Typ. | Max. | Units | Test Conditions |
|-----------------------|-------------------------|--|---------------------------|--------------------------|-------|-----------------|
| λ_{peak} | Peak Wavelength | High Efficiency Red Green Yellow Super Bright Red | 627 565 590 660 | | nm | IF=20mA |
| λ_D | Dominate Wavelength | High Efficiency Red Green Yellow Super Bright Red | 625 568 588 640 | | nm | IF=20mA |
| $\Delta\lambda_{1/2}$ | Spectral Line Halfwidth | High Efficiency Red Green Yellow Super Bright Red | 45 30 35 20 | | nm | IF=20mA |
| C | Capacitance | High Efficiency Red Green Yellow Super Bright Red | 15 15 20 45 | | pF | VF=0V;f=1MHz |
| V _F | Forward Voltage | High Efficiency Red Green Yellow Super Bright Red | 2.0 2.2 2.1 1.85 | 2.5 2.5 2.5 2.5 | V | IF=20mA |
| I _R | Reverse Current | All | | 10 | uA | VR = 5V |

Absolute Maximum Ratings at T_A=25°C

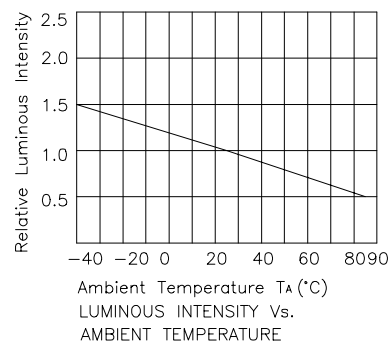
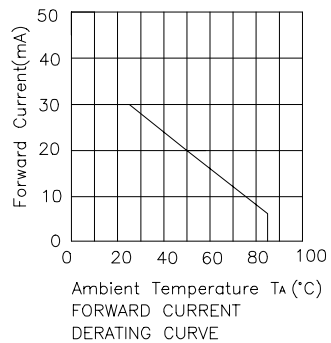
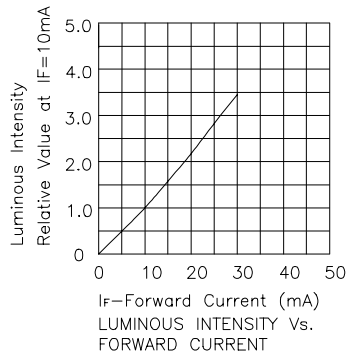
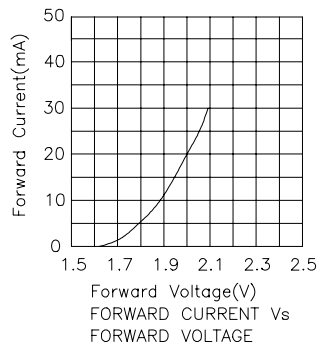
| Parameter | High Efficiency Red | Green | Yellow | Super Bright Red | Units |
|-------------------------------|---------------------|-------|--------|------------------|-------|
| Power dissipation | 105 | 105 | 105 | 100 | mW |
| DC Forward Current | 30 | 25 | 30 | 30 | mA |
| Peak Forward Current [1] | 160 | 140 | 140 | 155 | mA |
| Reverse Voltage | 5 | 5 | 5 | 5 | V |
| Operation/Storage Temperature | -40°C To +85°C | | | | |
| Lead Solder Temperature [2] | 260°C For 5 Seconds | | | | |

Notes:

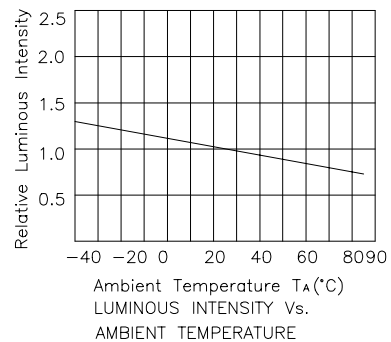
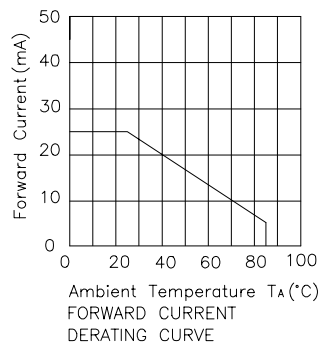
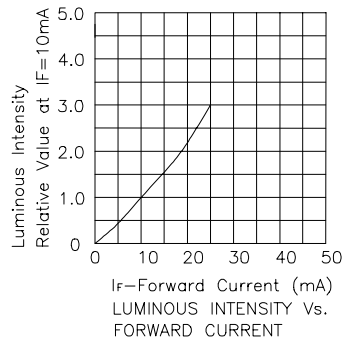
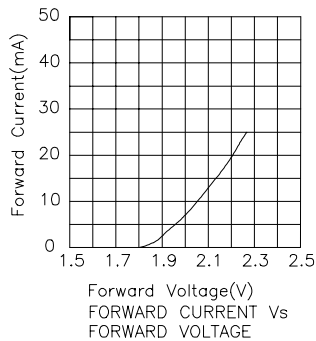
- 1/10 Duty Cycle, 0.1ms Pulse Width.
2. 4mm below package base.



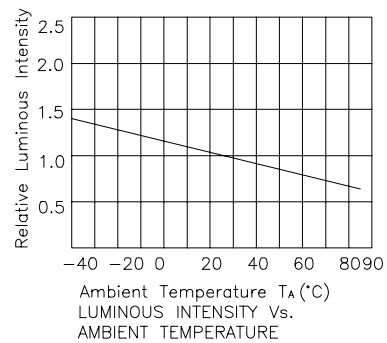
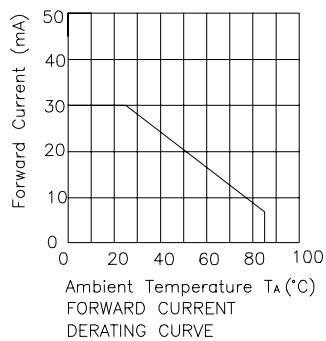
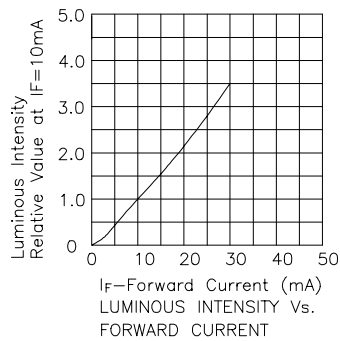
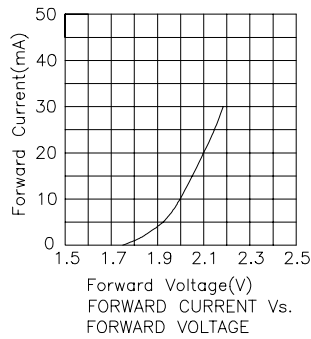
High Efficiency Red



Green



Yellow



Super Bright Red

