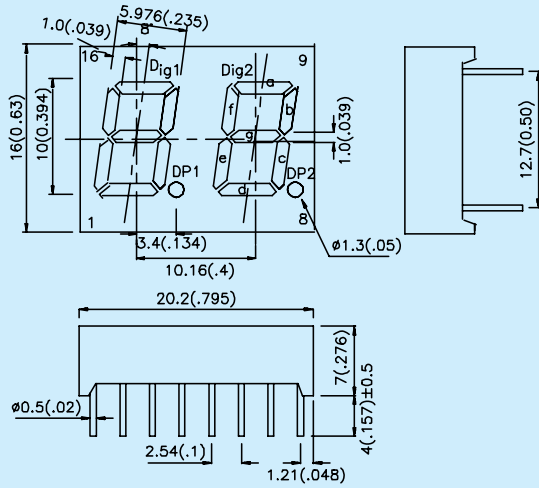


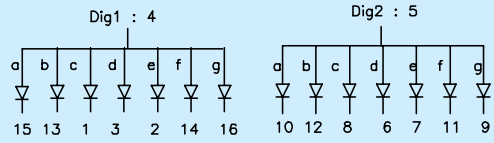
Part No.		Package Description	Material	λ D (nm)	Iv (ucd) @10mA		Package Dimension
Common Anode	Common Cathode				Min.	Typ.	
SA52-11EWA	SC52-11EWA	0.52 inch (13.2mm) Gray Face White Segment	GaAsP/GaP	625	1200	6400	17
SA52-11SRWA	SC52-11SRWA		GaAlAs	640	4700	24000	
SA52-11GWA	SC52-11GWA		GaP	568	1900	10500	
SA56-11EWA SA56-21EWA	SC56-11EWA SC56-21EWA	0.56 inch (14.2mm) Gray Face White Segment	GaAsP/GaP	625	1200	6400	18
SA56-11SRWA SA56-21SRWA	SC56-11SRWA SC56-21SRWA		GaAlAs	640	4700	24000	
SA56-11YWA SA56-21YWA	SC56-11YWA SC56-21YWA		GaAsP/GaP	588	1200	4700	
SA56-11GWA SA56-21GWA	SC56-11GWA SC56-21GWA		GaP	568	1900	10500	
SA56-11PBWA	SC56-11PBWA		InGaN	470	1900	10371	
SA08-11EWA SA08-12EWA SA08-21EWA	SC08-11EWA SC08-12EWA SC08-21EWA	0.8 inch (20.32mm) Gray Face White Segment	GaAsP/GaP	625	1200	6400	19
SA08-11SRWA SA08-12SRWA SA08-21SRWA	SC08-11SRWA SC08-12SRWA SC08-21SRWA		GaAlAs	640	4700	24000	
SA08-11YWA SA08-12YWA SA08-21YWA	SC08-11YWA SC08-12YWA SC08-21YWA		GaAsP/GaP	588	1200	4700	
SA08-11GWA SA08-12GWA SA08-21GWA	SC08-11GWA SC08-12GWA SC08-21GWA		GaP	568	1900	10500	
DA03-11EWA	DC03-11EWA	0.3 inch (7.62mm) Gray Face White Segment	GaAsP/GaP	625	480	1900	20
DA03-11SRWA	DC03-11SRWA		GaAlAs	640	1900	8000	
DA03-11YWA	DC03-11YWA		GaAsP/GaP	588	300	1200	
DA03-11GWA	DC03-11GWA		GaP	568	800	3000	
DA04-11EWA	DC04-11EWA	0.394 inch (10mm) Gray Face White Segment	GaAsP/GaP	625	1200	4700	21
DA04-11SRWA	DC04-11SRWA		GaAlAs	640	4700	18000	
DA04-11YWA	DC04-11YWA		GaAsP/GaP	588	800	3000	
DA04-11GWA	DC04-11GWA		GaP	568	1900	8000	
DA56-11EWA	DC56-11EWA	0.56 inch (14.22mm) Gray Face White Segment	GaAsP/GaP	625	1900	8000	22
DA56-11SRWA	DC56-11SRWA		GaAlAs	640	4700	24000	
DA56-11YWA	DC56-11YWA		GaAsP/GaP	588	1200	4700	
DA56-11GWA	DC56-11GWA		GaP	568	1900	10500	
DA56-11PBWA	DC56-11PBWA		InGaN	470	8000	18000	

NOTES:

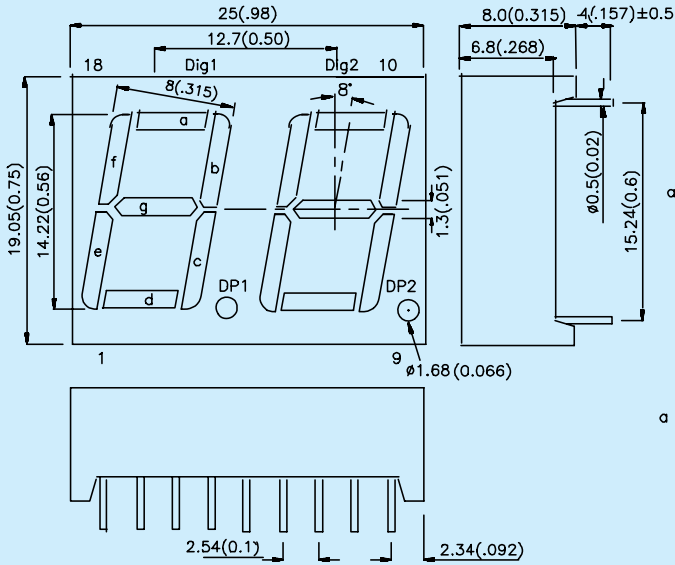
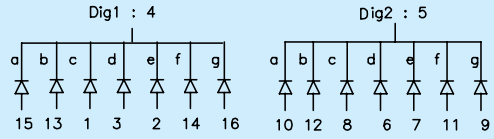
1. All dimensions are in millimeters(inches).
2. Tolerance is ±0.25mm(0.01") unless otherwise noted.



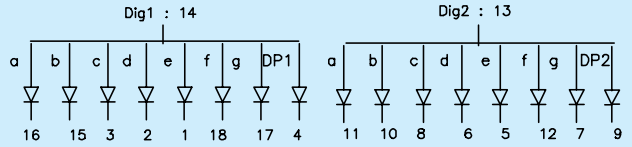
DA04-11



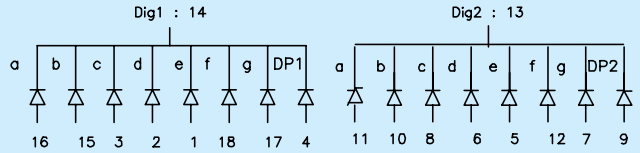
DC04-11



DA56-11



DC56-11



NOTES:

1. All dimensions are in millimeters(inches).
2. Tolerance is ±0.25mm(0.01") unless otherwise noted.