
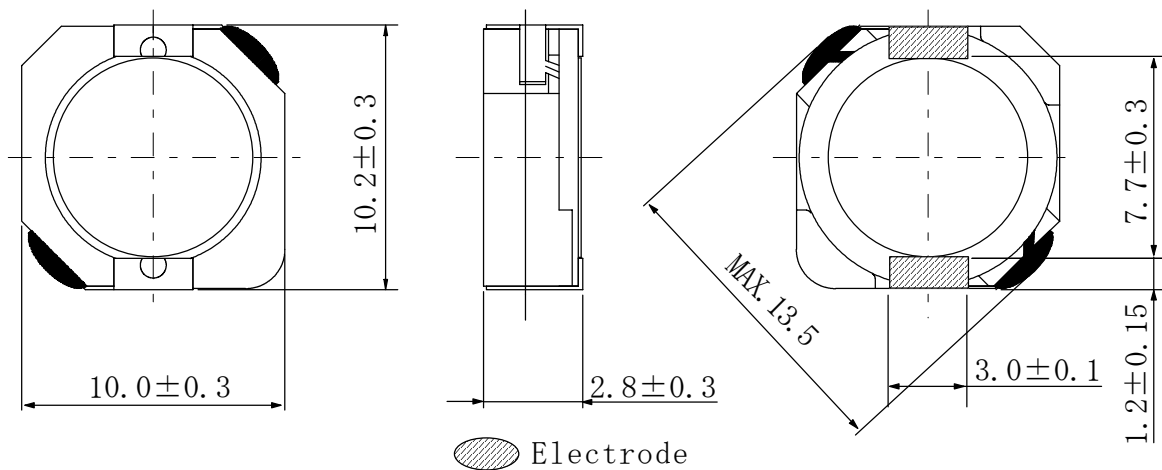
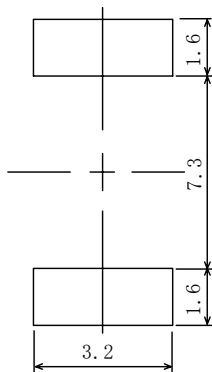


**Type: CDRH103R**
**◆ Product Description**

- 10.3×10.5mm Max.(L×W), 3.1mm Max. Height.
- Inductance Range:0.8~150  $\mu$  H
- Rated current range: 0.51~8.3A
- In addition to the standard versions of inductors shown here, custom inductors are available to meet your exact requirements.


**◆ Feature**

- Magnetically shielded construction.
- Ideally used in Notebook PC, LCD TV,DVD, Game machine, STB ,Projector etc as DC-DC Converter inductors.
- RoHS Compliance

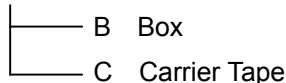
**◆ Dimensions (mm)**

**◆ Land Pattern (mm)**


**Type: CDRH103R**
**◆ Specification**

Part Name ※	Stamp	Inductance [Within] 100kHz/1V	D.C.R.(mΩ) Max.(Typ.) (at 20°C)	Saturation Current (A) ※1	Temperature Rise current (A) ※2
CDRH103RNP-0R8N□-B	0R8	0.8 μ H±30%	5.7(4.4)	11.2	8.30
CDRH103RNP-1R5N□-B	1R5	1.5 μ H±30%	11.0(8.5)	8.0	5.80
CDRH103RNP-2R2N□-B	2R2	2.2 μ H±30%	16.9(13)	6.7	5.10
CDRH103RNP-3R3N□-B	3R3	3.3 μ H±30%	21.0(16)	5.56	4.70
CDRH103RNP-4R7N□-B	4R7	4.7 μ H±30%	30.0(23)	4.65	4.00
CDRH103RNP-6R8N□-B	6R8	6.8 μ H±30%	35.0(27)	3.84	3.60
CDRH103RNP-8R2N□-B	8R2	8.2 μ H±30%	50.0(38)	3.54	3.00
CDRH103RNP-100N□-B	100	10 μ H±30%	59.0(45)	3.18	2.80
CDRH103RNP-150N□-B	150	15 μ H±30%	91.0(70)	2.60	2.05
CDRH103RNP-220N□-B	220	22 μ H±30%	143(110)	2.16	1.60
CDRH103RNP-330N□-B	330	33 μ H±30%	202(155)	1.74	1.35
CDRH103RNP-470N□-B	470	47 μ H±30%	299(230)	1.43	1.20
CDRH103RNP-560N□-B	560	56 μ H±30%	325(250)	1.36	1.15
CDRH103RNP-680N□-B	680	68 μ H±30%	429(330)	1.22	0.95
CDRH103RNP-820N□-B	820	82 μ H±30%	494(380)	1.14	0.80
CDRH103RNP-101N□-B	101	100 μ H±30%	683(525)	1.02	0.70
CDRH103RNP-121N□-B	121	120 μ H±30%	754(580)	0.89	0.65
CDRH103RNP-151N□-B	151	150 μ H±30%	871(670)	0.84	0.51

**※ Description of part name**

CDRH103RNP-0R8N□-B



※1. Saturation current: The DC current at which the inductance decreases to 65% of it's nominal value.

※2. Temperature rise current: The DC current at which the temperature rise is Δt=40°C.(Ta=20°C).