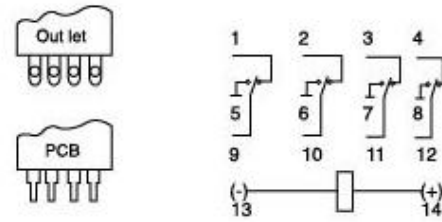
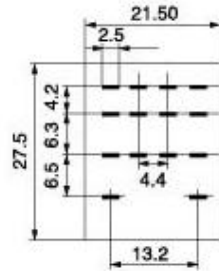
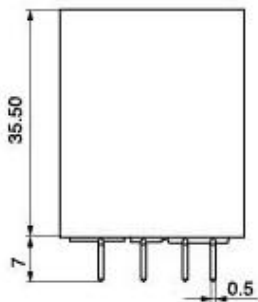
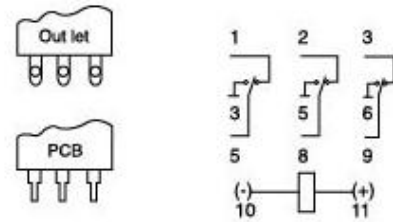
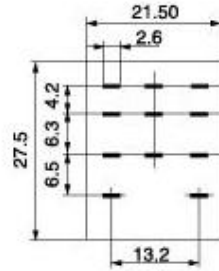
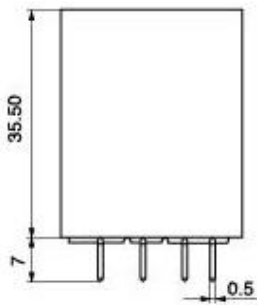
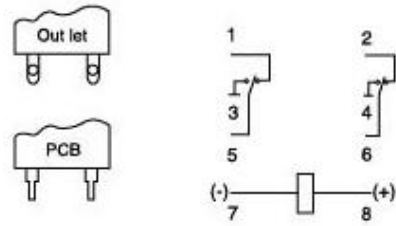
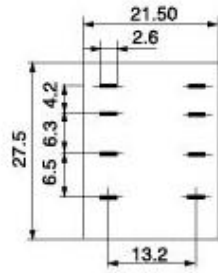
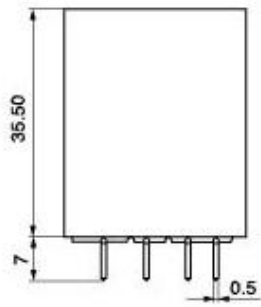


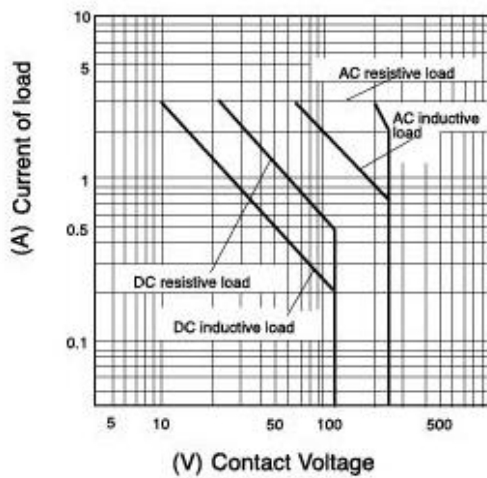
Part NO.	HH52P(MY2),HH53P(MY3),HH54P(MY4)			
Dimension	27*21*35			
Contact Feature	Form	2A,2B,2C	3A,3B,3C	4A,4B,4C
	Rated load	5A/240VAC 28VDC		3A/240VAC 28VDC
	Contact resistance	≤100mΩ		
	Material	Silver Alloy		
	Electrical life	≥1*10 ⁵		
	Mechanical life	≥1*10 ⁷		
Operate voltage (23°C)		DC:≤75%*Rated voltage AC:≤80%*Rated voltage		
Release voltage (23°C)		DC:≥10%*Rated voltage AC:≥30%*Rated voltage		
Maximum voltage (23°C)		110%*Rated voltage		
Normal coil voltage	DC	3-220V		
	AC	3-380V		
Normal coil power	DC	0.9W		
	AC	1.2VA		
Pick-up time		≤15ms		
Release time		≤10ms		
Dielectric strength	Between Same-pole contacts	1000VAC/1min(leakage current 1mA)		
	Between Opposite-pole contacts	1000VAC/1min(leakage current 1mA)		
	Between contacts and coil	1500VAC/1min(leakage current 1mA)		
Insulation resistance		≥100mΩ(500VDC)		
Ambient temperature		-25°C ~55°C		
Ambient humidity		45%-75%RH		
Atmospheric pressure		86-106KPa		
Shock resistance		10G (sinusoidal half-wave pulse: 11ms)		
Vibration resistance		10-55Hz (double amplitude: 1.0mm)		
Installation		PCB,SOCKET		

Dimension.Bottom View



Reference Data

Max. Operating Power



Life Expectancy

