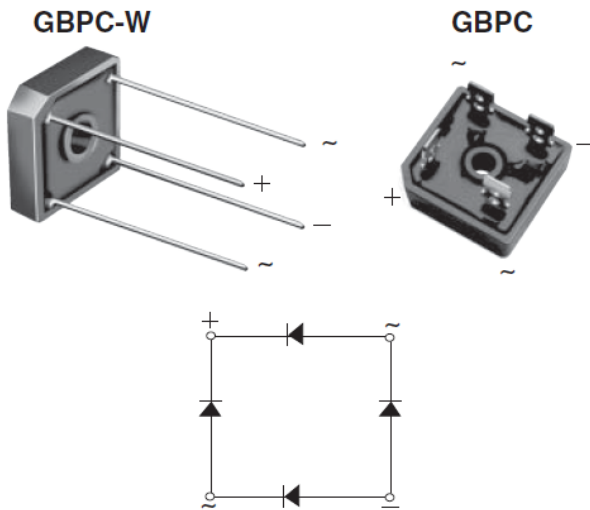


Bridge Rectifiers



Features

- UL recognition, file #E230084
- Universal 3-way terminals: snap-on, wire wrap-around, or PCB mounting
- Glass passivated chip junction
- High surge current capability
- Low thermal resistance
- Solder dip 275 °C max. 7 s, per JESD 22-B106

Typical Applications

General purpose use in AC/DC bridge full wave rectification for power supply, home appliances, office equipment, industrial automation applications.

Mechanical Data

- **Package:** GBPC、GBPC-W
Molding compound meets UL 94 V-0 flammability rating, RoHS-compliant
- **Terminals:** Tin plated leads, solderable per J-STD-002 and JESD22-B102
- Suffix letter "W" added to indicate wire leads(e.g. GBPC3510W).

■Maximum Ratings (Ta=25°C Unless otherwise specified)

PARAMETER	SYMBOL	UNIT	GBPC3501	GBPC3502	GBPC3504	GBPC3506	GBPC3508	GBPC3510	GBPC3512
Device marking code			GBPC3501	GBPC3502	GBPC3504	GBPC3506	GBPC3508	GBPC3510	GBPC3512
Maximum Repetitive Peak Reverse Voltage	VRRM	V	100	200	400	600	800	1000	1200
Maximum RMS Voltage	VRMS	V	70	140	280	420	560	700	840
Maximum DC blocking Voltage	VDC	V	100	200	400	600	800	1000	1200
Average rectified output current @60Hz sine wave, R-load, Tc=60°C	IO	A	35						
Forward Surge Current (Non-repetitive) @8.3ms, Half-sine wave, 1 cycle, Tj=25°C	IFSM	A	450						
Forward Surge Current (Non-repetitive) @1ms, square wave, 1 cycle, Tj=25°C			900						
Current squared time @1ms≤t≤8.3ms Tj=25°C, Rating of per diode	I²t	A²S	841						
Storage temperature	Tstg	°C	-55 ~ +150						
Junction temperature	Tj	°C	-55 ~ +150						
Dielectric strength @ Terminals to case, AC 1 minute	Vdis	KV	2.5						
Mounting torque @Recommend torque: 5kg·cm	Tor	kg·cm	8						



GBPC3501(W) THRU GBPC3512(W)

■ Electrical Characteristics (T_a=25°C Unless otherwise specified)

PARAMETER	SYMBOL	UNIT	TEST CONDITIONS	GBPC3501	GBPC3502	GBPC3504	GBPC3506	GBPC3508	GBPC3510	GBPC3512	
Maximum instantaneous forward voltage drop per diode	V _F	V	I _{FM} =17.5A							1.1	
Maximum DC reverse current at rated DC blocking voltage per diode	I _R	μA	T _j =25°C							5	
			T _j =125°C							100	
Typical junction capacitance	C _j	pF	Measured at 1MHz and Applied Reverse Voltage of 4.0 V.D.C							145	

■ Thermal Characteristics (T_a=25°C Unless otherwise specified)

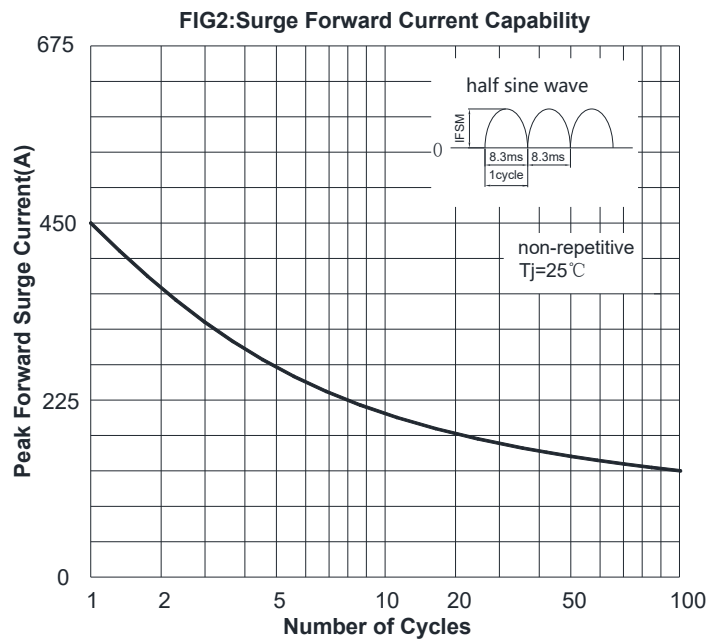
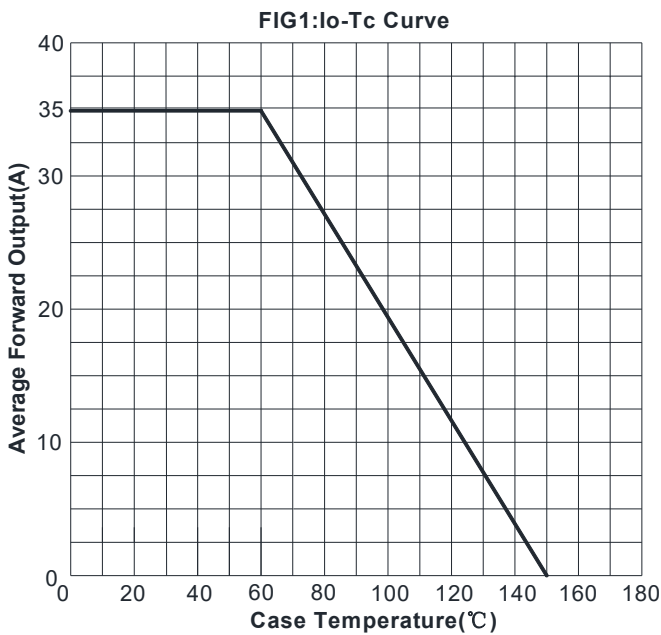
PARAMETER	SYMBOL	UNIT	GBPC3501	GBPC3502	GBPC3504	GBPC3506	GBPC3508	GBPC3510	GBPC3512	
Thermal Resistance Between junction and case, With heatsink	R _{θJ-C}	°C/W							1.35	

Note: Device mounted on 75mm x 45mm x 5.5mm Aluminum Plate Heatsink.

■ Ordering Information (Example)

PREFERRED P/N	PACKAGE CODE	UNIT WEIGHT (g)	MINIMUM PACKAGE(pcs)	INNER BOX QUANTITY(pcs)	OUTER CARTON QUANTITY(pcs)	DELIVERY MODE
GBPC3501 ~ GBPC3512	A1	Approximate 13.8	50	50	500	Paper Box
GBPC3501W ~ GBPC3512W	A1	Approximate 13	50	50	500	Paper Box

■ Characteristics (Typical)





GBPC3501(W) THRU GBPC3512(W)

FIG3: Typical Forward Voltage

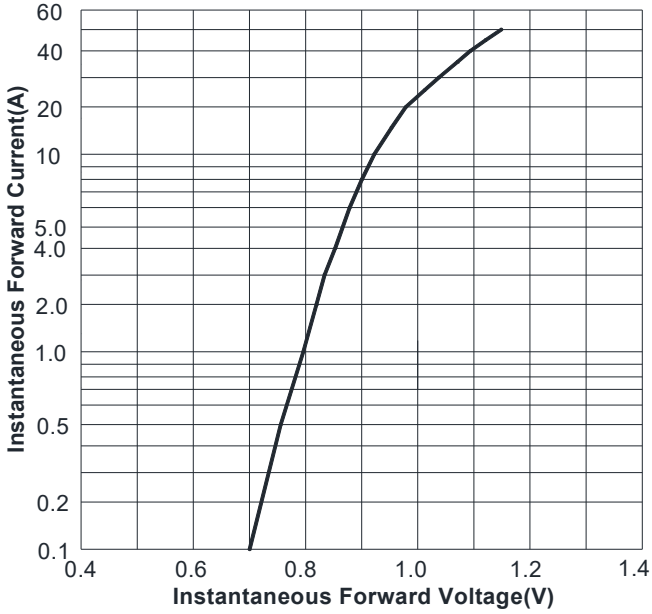
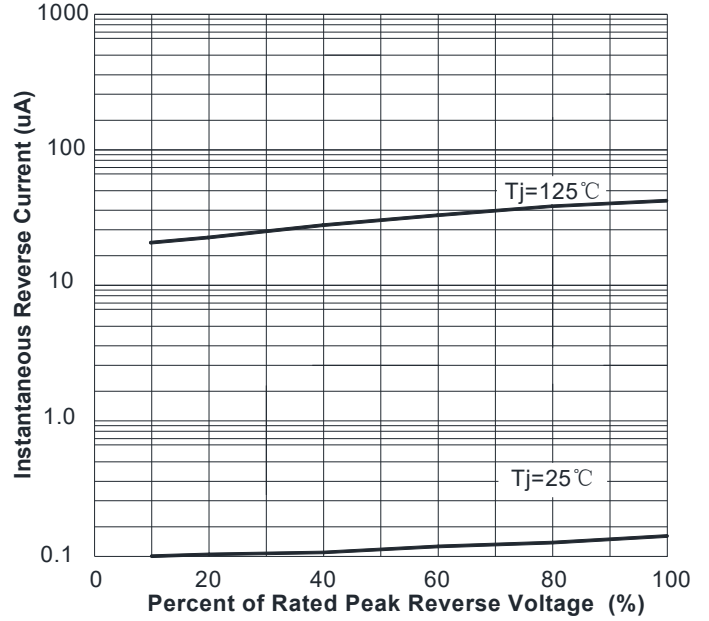
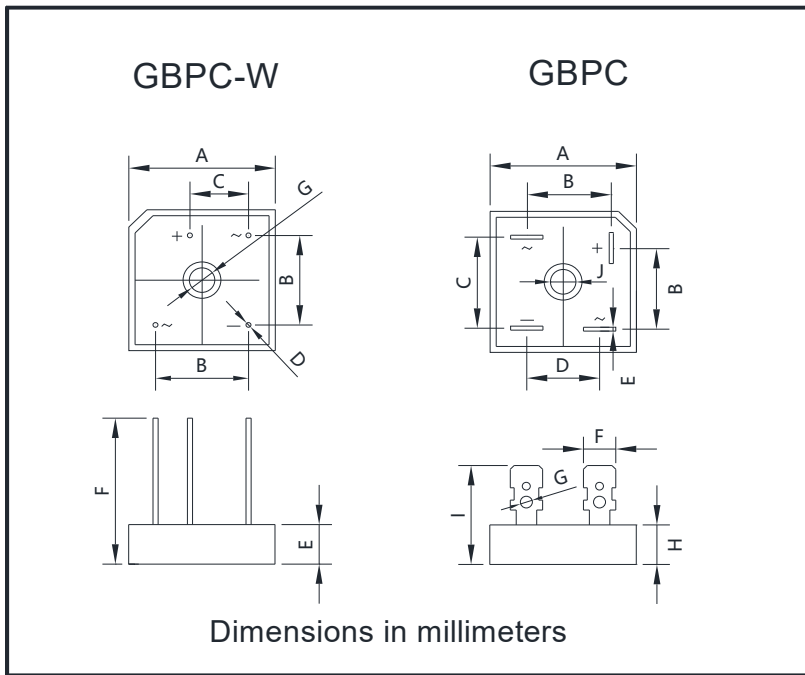


FIG4: Typical Reverse Characteristics



■ Outline Dimensions



GBPC-W		
Dim	Min	Max
A	28.2	28.8
B	17.1	19.1
C	10.4	12.4
D	0.95	1.05
E	7.6	8.2
F	30	/
G	4.5	5.5

GBPC		
Dim	Min	Max
A	28.2	28.8
B	15.3	17.3
C	17.1	19.1
D	13.2	15.2
E	0.75	0.85
F	6.2	6.4
G	2.4	2.6
H	7.6	8.2
I	19	/
J	4.5	5.5



Disclaimer

The information presented in this document is for reference only. Yangzhou Yangjie Electronic Technology Co., Ltd. reserves the right to make changes without notice for the specification of the products displayed herein to improve reliability, function or design or otherwise.

The product listed herein is designed to be used with ordinary electronic equipment or devices, and not designed to be used with equipment or devices which require high level of reliability and the malfunction of which would directly endanger human life (such as medical instruments, transportation equipment, aerospace machinery, nuclear-reactor controllers, fuel controllers and other safety devices), Yangjie or anyone on its behalf, assumes no responsibility or liability for any damages resulting from such improper use of sale.

This publication supersedes & replaces all information previously supplied. For additional information, please visit our website [http:// www.21yangjie.com](http://www.21yangjie.com) , or consult your nearest Yangjie's sales office for further assistance.