

DC-10EWA	HIGH EFFICIENCY RED
DC-10GWA	GREEN
DC-10YWA	YELLOW
DC-10SRWA	SUPER BRIGHT RED
DC-7G3HWA	BRIGHT RED

Features

- SUITABLE FOR LEVEL INDICATORS.
- LOW CURRENT OPERATION.
- EXCELLENT ON/OFF CONTRAST.
- WIDE VIEWING ANGLE.
- END STACKABLE.
- MECHANICALLY RUGGED.
- BI-COLOR VERSION AVAILABLE.
- DIFFERENT COLORS IN ONE UNIT AVAILABLE.
- STANDARD : GRAY FACE, WHITE SEGMENT

Description

The Bright Red source color devices are made with Gallium Phosphide Red Light Emitting Diode.

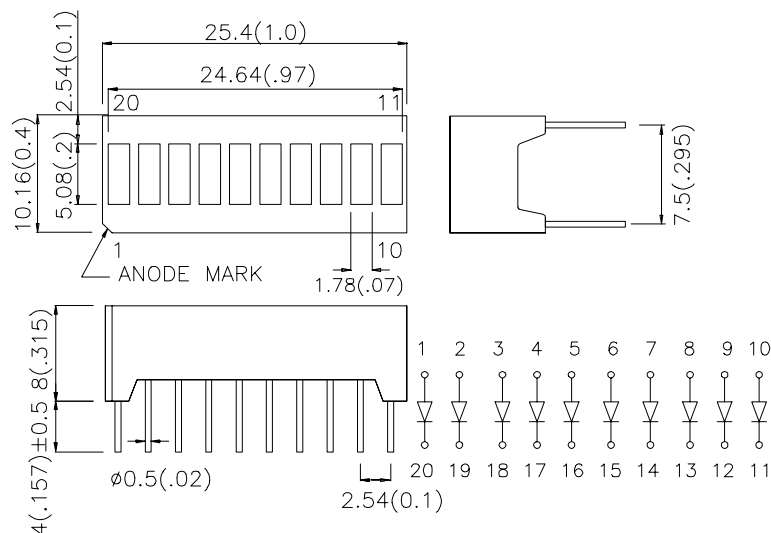
The Green source color devices are made with Gallium Phosphide Green Light Emitting Diode.

The High Efficiency Red source color devices are made with Gallium Arsenide Phosphide on Gallium Phosphide Orange Light Emitting Diode.

The Yellow source color devices are made with Gallium Arsenide Phosphide on Gallium Phosphide Yellow Light Emitting Diode.

The Super Bright Red source color devices are made with Gallium Aluminum Arsenide Red Light Emitting Diode.

Package Dimensions & Internal Circuit Diagram



Notes:

1. All dimensions are in millimeters (inches).
2. Tolerance is $\pm 0.25(0.01)$ unless otherwise noted.
3. Lead spacing is measured where the lead emerge package.
4. Specifications are subject to change without notice.

Selection Guide

Part No.	Dice	Iv (ucd) @ 10 mA		Description
		Min.	Typ.	
DC-10EWA	HIGH EFFICIENCY RED (GaAsP/GaP)	2200	9000	10 Segments Bargraph-Display
DC-10GWA	GREEN (GaP)	3600	14000	
DC-10YWA	YELLOW (GaAsP/GaP)	2200	9000	
DC-10SRWA	SUPER BRIGHT RED (GaAlAs)	9000	31000	
DC-7G3HWA	GREEN (GaP)	2200	9000	10 Segments Bargraph-Display 7 x Green 3 x Red
	BRIGHT RED (GaP)	900	2200	

Electrical / Optical Characteristics at T_A=25°C

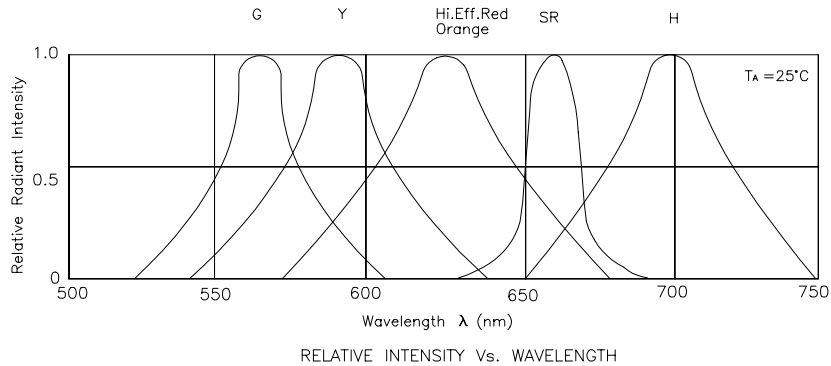
Symbol	Parameter	Device	Typ.	Max.	Units	Test Conditions
λ_{peak}	Peak Wavelength	Bright Red High Efficiency Red Green Yellow Super Bright Red	700 627 565 590 660		nm	IF=20mA
λ_D	Dominate Wavelength	Bright Red High Efficiency Red Green Yellow Super Bright Red	660 625 568 588 640		nm	IF=20mA
$\Delta\lambda_{1/2}$	Spectral Line Halfwidth	Bright Red High Efficiency Red Green Yellow Super Bright Red	45 45 30 35 20		nm	IF=20mA
C	Capacitance	Bright Red High Efficiency Red Green Yellow Super Bright Red	40 15 15 20 45		pF	V _F =0V;f=1MHz
V _F	Forward Voltage	Bright Red High Efficiency Red Green Yellow Super Bright Red	2.25 2.0 2.2 2.1 1.85	2.5 2.5 2.5 2.5 2.5	V	IF=20mA
I _r	Reverse Current	All		10	uA	VR = 5V

Absolute Maximum Ratings at $T_A=25^\circ\text{C}$

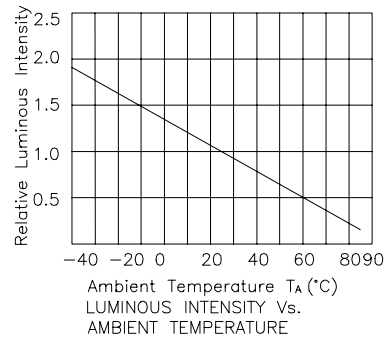
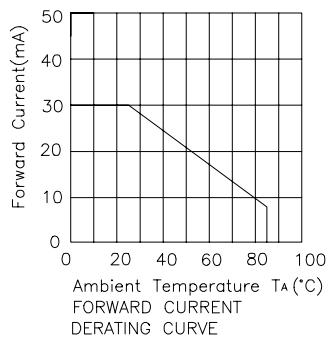
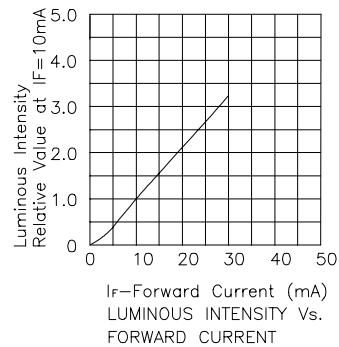
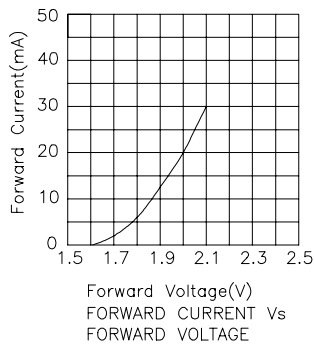
Parameter	Bright Red	High Efficiency Red	Green	Yellow	Super Bright Red	Units
Power dissipation	120	105	105	105	100	mW
DC Forward Current	25	30	25	30	30	mA
Peak Forward Current [1]	120	160	140	140	155	mA
Reverse Voltage	5	5	5	5	5	V
Operating/Storage Temperature	-40°C To +85°C					
Lead Solder Temperature [2]	260°C For 5 Seconds					

Notes:

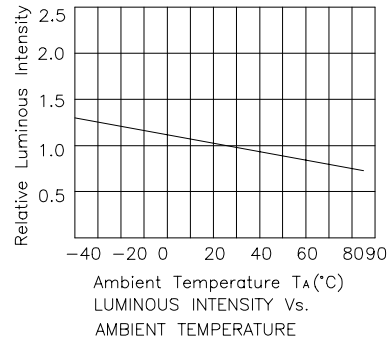
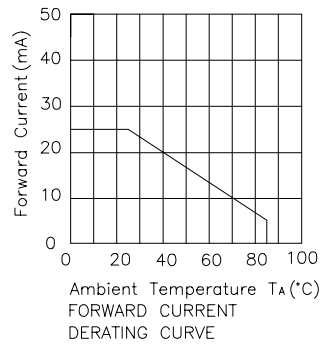
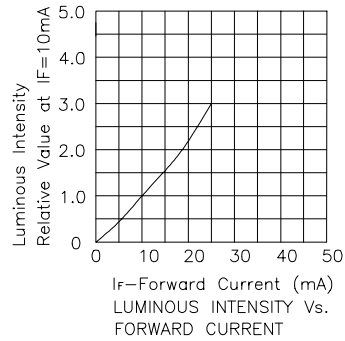
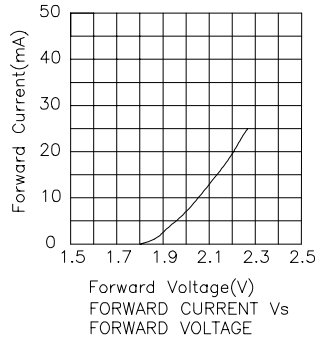
- 1/10 Duty Cycle, 0.1ms Pulse Width.
- 4mm below package base.



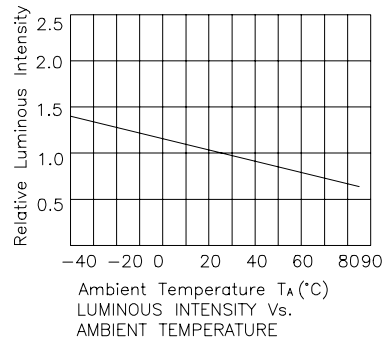
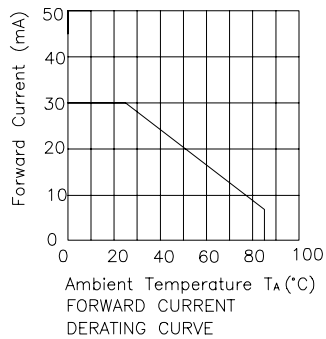
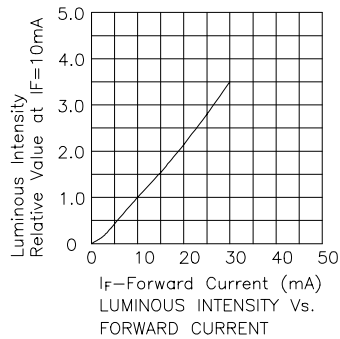
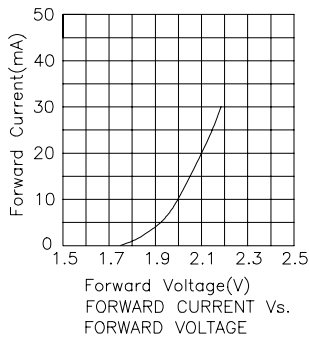
High Efficiency Red



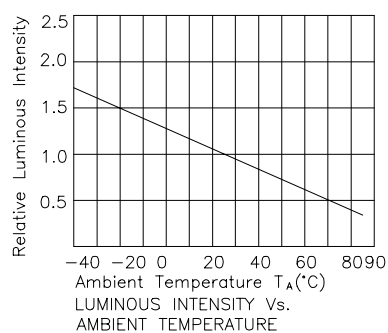
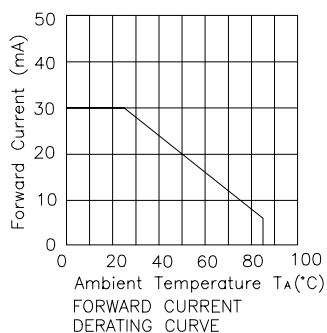
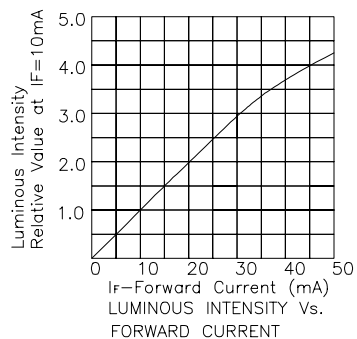
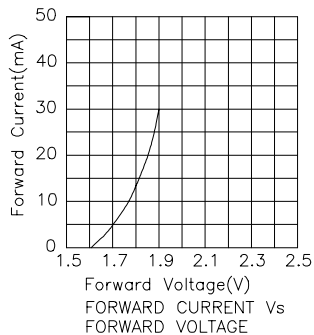
Green



Yellow



Super Bright Red



Bright Red

