

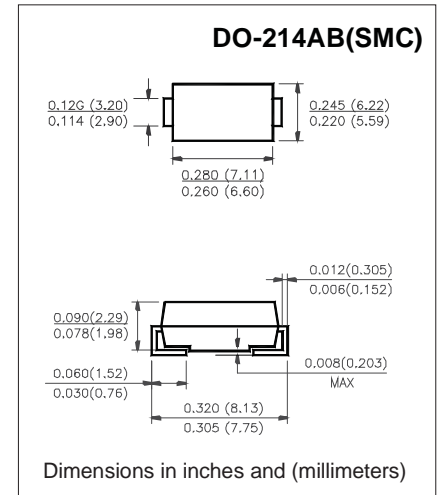
SURFACE MOUNT SCHOTTKY BARRIER RECTIFIER

FEATURES

- Low profile surface mount package
- Built-in strain relief
- High switching speed
- Low voltage drop, high efficiency
- For use in low voltage high frequency inverters,
- Free willing, and polarity protection applications
- Guarding for over voltage protection

MECHANICAL DATA

- Case: Transfer molded plastic
- Epoxy: UL 94V-0 rate flame retardant
- Lead: Solder plated, solderable per MIL-STD-750 method 2026
- Polarity: Color band denotes cathode end
- Weight: 0.007 ounce, 0.25 gram



MAXIMUM RATINGS AND ELECTRICAL CHARACTERISTICS

- Ratings at 25 °C ambient temperature unless otherwise specified. Single phase, half wave, 60Hz, resistive or inductive load. For capacitive load derate current by 20%.

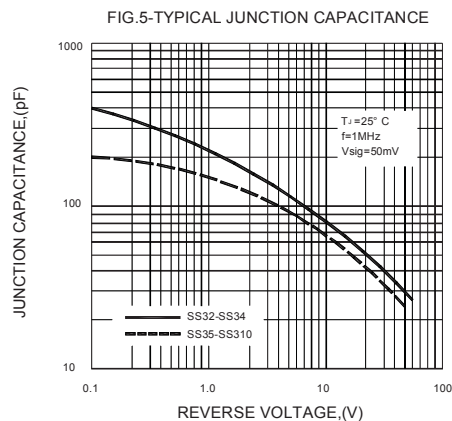
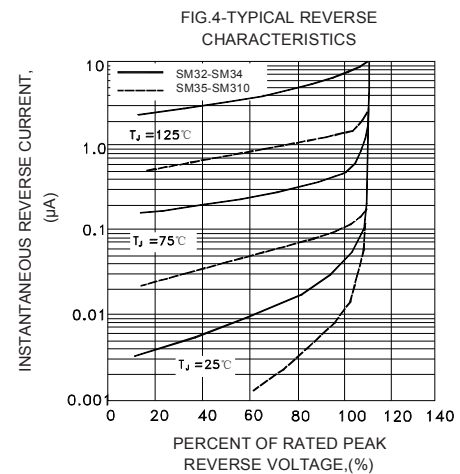
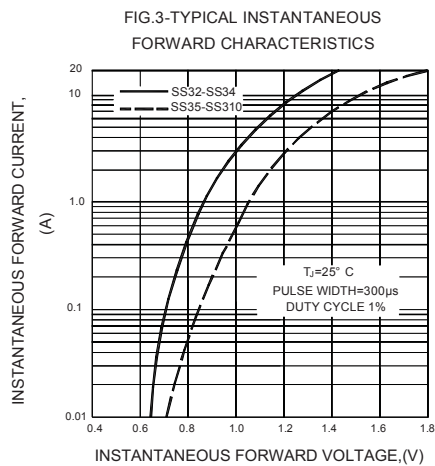
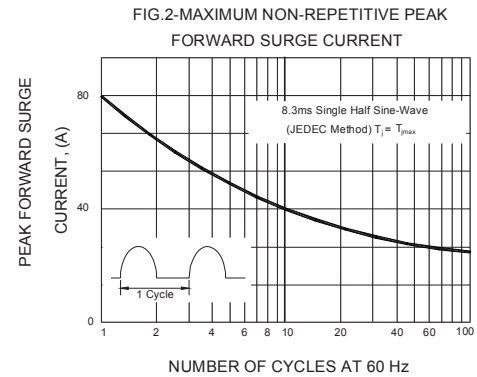
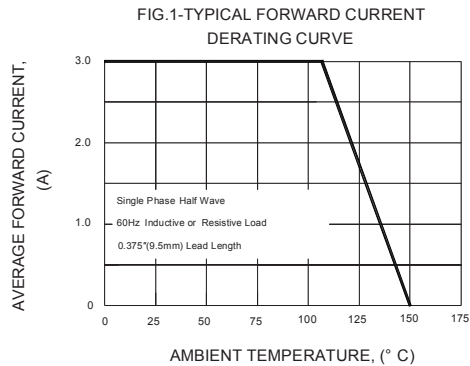
PARAMETER	SYMBOLS	SS32	SS33	SS34	SS35	SS36	SS38	SS39	SS310	UNIT
Maximum Repetitive Peak Reverse Voltage	V_{RRM}	20	30	40	50	60	80	90	100	Volts
Maximum RMS Voltage	V_{RMS}	14	21	28	35	42	56	63	70	Volts
Maximum DC Blocking Voltage	V_{DC}	20	30	40	50	60	80	90	100	Volts
Maximum Average Forward Rectified Current at T_L see figure 1 $T_L = 100^\circ\text{C}$	$I_{(AV)}$	3.0								Amps
Peak Forward Surge Current 8.3ms single half sine-wave superimposed on rated load (JEDEC method)	I_{FSM}	80								Amps
Maximum Instantaneous Forward Voltage @ 3.0A(Note1)	V_F	0.55			0.75		0.85			Volts
Maximum DC Reverse Current at rated DC Blocking Voltage per element	$T_A = 25^\circ\text{C}$	0.5								mA
	$T_A = 100^\circ\text{C}$	20.0				10.0				
Typical Thermal Resistance (Note 2)	$R_{\theta JA}$	55								$^\circ\text{C}/\text{W}$
	$R_{\theta JL}$	12								
Operating Junction Temperature	T_J	(-55 to +150)				(-55 to +150)				$^\circ\text{C}$
Storage Temperature Range	T_{STG}	(-55 to +150)								$^\circ\text{C}$

Notes:

1. Pulse test: 300 μs pulse width, 1% duty cycle
2. PCB mounted with 0.55"×0.55"(14mm×14mm) copper pads

SURFACE MOUNT SCHOTTKY BARRIER RECTIFIER

RATING AND CHARACTERISTIC CURVES SS32 - SS310



Disclaimer

All product, product specifications and data are subject to change without notice to improve reliability, function or design or otherwise.